



## Lathe

# 36001026





### Lathes - LT 460/1500



The LT 460/1500 boasts an impressive  $\varnothing 80\text{mm}$  spindle bore and operates smoothly across 12 steps, offering a speed range of 25-1700 rpm. Featuring a 3-axis LCD monitor GDHX i200 with digital readout, it ensures precise control and accuracy in every operation. Built on a sturdy heavy cast iron base, it provides stability for intricate machining tasks.

The quick change tool allows for efficient tool changes, while the rapid feed X & Y axis enhance productivity. With a spindle brake and a high-quality FUERDA center chuck, this lathe is equipped for reliable performance. Operating on 3x400v power, it offers a generous capacity of  $\varnothing 460\text{mm}/1500\text{mm}$  making it ideal for a wide range of machining projects.

#### Full package of accessories is standard:

- Quick change tool - 4 pcs.
- Fixed and accompanying rest Turning between 2 tails
- Mounting plate
- Adjustable sled stop
- Cross handle with fast feed botton
- Reduction sleeves for tails
- FUERDA 3-jaw and 4-jaw selfcentering chuck
- Toolbox with operation tools, extra jaws and gears





## Product specification

Swing over bed	460mm
Swing over gap	690mm
Swing over cross slide	270mm
Tail diameter	Ø60mm
Tail height	230mm
Spindlenose Camlock	D1-8
Distance between centers	1500mm
Width of bed	300mm
Spindlebore (mm)	80mm
Taper of spindlenose	MK-7
Number of spindle speeds	12
Range of spindle speed	25-1700 rpm
Metric threads	0.1~14mm
Imperial threads	2~112 T.P.I
Max. travel of compound slide	128mm
Type of toolholder	Multi
Range of longitudinal lead	0.03~1.7mm
Max. travel of cross slide	285mm
Max. travel of main slide	1500mm
Spindle travel	130mm
Taper in Tailstock Spindle	MK-4
Voltage	3x400V
Main motor	5,5kW
Length (mm)	3250
Width (mm)	1080
Height (mm)	1370
Weight	1820 kg